




# Colour



# Colour



Colour



Colour

# SPARROW




Read and match

tag



pen



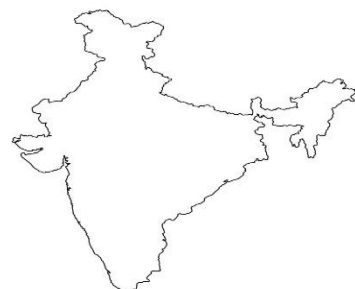
map




web



pad



Draw a tail, eyes and beak on the  
bird and complete the picture.





# INDIAN SCHOOL AL WADI AL KABIR

2025-2026


NAME \_\_\_\_\_

KG II



SECTION \_\_\_\_\_

TOPIC - BIRDS

RESOURCE PERSON - MRS SAPNA ASHAR





Name and identify and colour the birds that can fly.



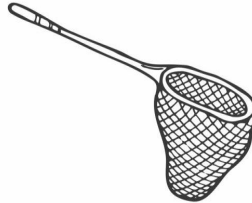


**Colour the correct picture for the given word.**

**lap**





**fed**




**van**




**hen**



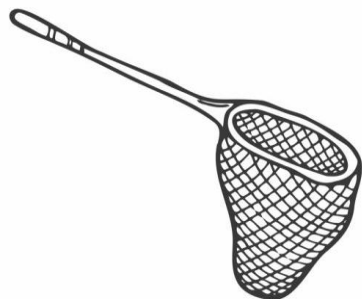
Look at the picture and write the missing letter.



h \_ \_ t



b \_ \_ d




n \_ \_ t



j \_ \_ m



s \_ \_ d



r \_ \_ n



# INDIAN SCHOOL AL WADI AL KABIR

2025-2026

NAME \_\_\_\_\_

KG II


SECTION \_\_\_\_\_

TOPIC - BIRDS


RESOURCE PERSON - MRS SAPNA ASHAR



Count and write:




---




---



---



---



---

**INDIAN SCHOOL AL WADI AL KABIR**

2025-2026


NAME \_\_\_\_\_

KG I


SECTION \_\_\_\_\_

TOPIC - BIRDS

RESOURCE PERSON - MRS SAPNA ASHAR



# Join the dots



How do you feel about the worksheet?



Okay



Good



Great

Draw pictures for the given number.


7-

12-

15-

6 -

Match the picture with its shadow.










Fill in the missing numbers.

1	___	3	___	5	___
7	___	9	___	___	12
___	14	___	16	___	___
19	___	21	22	___	24
___	26	___	28	___	___
31	___	33	___	35	___
___	38	___	40		

**Match the bird to its correct shadow.**



Colour the shapes as per the given audio instructions.

